

# ELECTRONIC SAFETY AND SECURITY ABBREVIATIONS

1PH	SINGLE-PHASE
1P	SINGLE POLE
2/C	TWO-CONDUCTOR
3/C	THREE-CONDUCTOR
3PH	THREE-PHASE
4/C	FOUR-CONDUCTOR
4W	FOUR-WIRE
A/C UNIT	AIR CONDITIONING UNIT
A/E	ARCHITECT/ENGINEER
AAP	ALARM ANNUNCIATOR PANEL
AC	ALTERNATING CURRENT OR ARMORED CABLE
ACC	ACCESSIBLE
ADDL	ADDITIONAL
ADJ	ADJACENT, ADJOINING
ADO	AUTOMATIC DOOR OPENER
AFC	ABOVE FINISHED COUNTER
AFF	ABOVE FINISHED FLOOR
AFG	ABOVE FINISHED GRADE
AHJ	AUTHORITY HAVING JURISDICTION
ALT	ALTERNATE
AMB OR A	AMBIENT
ARCH	ARCHITECT
ATS	AUTOMATIC TRANSFER SWITCH
AUTO	AUTOMATIC
AV	AUDIO VISUAL
BAT	BATTERY
BC	BARE COPPER
BD	BOARD
BFF	BELOW FINISH FLOOR
BLDG	BUILDING
BPIP	BOILER PLANT INSTRUMENTATION PANEL
BYP	BY PASS
C	CONDUIT
CAB	CABINET
CALC	CALCULATE
CAP	CAPACITY
CAT	CATALOG
CATV	COMMUNITY ANTENNA TELEVISION



Department of  
Veterans Affairs

DETAIL TITLE / ELECTRONIC SAFETY AND SECURITY ABBREVIATIONS

SCALE :NONE

DATE ISSUED: DECEMBER 2008

CAD DETAIL NO.: SD280511-01.DWG

# ELECTRONIC SAFETY AND SECURITY ABBREVIATIONS

CCR	CONTROL CONTACTOR
CCTV	CLOSED CIRCUIT TELEVISION
CD	CONSTRUCTION DOCUMENTS
CF	CONTRACTOR FURNISHED
CF/CI	CONTRACTOR FURNISHED/CONTRACTOR INSTALLED
CF/OI	CONTRACTOR FURNISHED/OWNER INSTALLED
CFE	CONTRACTOR FURNISHED EQUIPMENT
CLG	CEILING
CMU	CONCRETE MASONRY UNIT
COAX	COAX CABLE
COMM	COMMUNICATION
COMPT	COMPARTMENT
CONC	CONCRETE
CONT	CONTINUE
CONTR	CONTRACTOR
COORD	COORDINATE
CTV	CABLE TELEVISION
CU	COPPER
CU FT	CUBIC FEET
CUR	CURRENT
DB	DECIBEL OR DIRECT BURIAL
DC	DIRECT CURRENT
DEG C	DEGREES CELSIUS
DEG F	DEGREES FAHRENHEIT
DEMO	DEMOLITION
DIAG	DIAGRAM
DISTR	DISTRIBUTION
DN	DOWN
DRSW	DOOR SWITCH
DWG	DRAWING
EC	EMPTY CONDUIT
EG	EQUIPMENT GROUND
EL	ELEVATION
ELEC	ELECTRIC OR ELECTRICAL
ELEV	ELEVATOR
EMER	EMERGENCY
EMI	ELECTROMAGNETIC INTERFERENCE
EMT	ELECTRICAL METALLIC TUBING



Department of  
Veterans Affairs

DETAIL TITLE / ELECTRONIC SAFETY AND SECURITY ABBREVIATIONS

SCALE :NONE

DATE ISSUED: DECEMBER 2008

CAD DETAIL NO.: SD280511-02.DWG

# ELECTRONIC SAFETY AND SECURITY ABBREVIATIONS

ENCL	ENCLOSURE
EPO	EMERGENCY POWER OFF
ESMT	EASEMENT
EXIST	EXISTING
FLEX	FLEXIBLE METALLIC CONDUIT
FOUTT	TELEPHONE FLOOR OUTLET
FP	FIRE PROTECTION
FT	FEET OR FOOT
FU SW	FUSED SWITCH
G OR GND	GROUND OR GENERATOR
GEN	GENERATOR
GTB	GROUND TERMINAL BOX
HOA	HAND-OFF-AUTOMATIC
HT	HEIGHT
HZ	HERTZ
IMC	INTERMEDIATE METAL CONDUIT
IR	INFRARED
J-BOX	JUNCTION BOX
LF	LINEAR FEET (FOOT)
LTNG	LIGHTNING
LV	LOW VOLTAGE
MATV	MASTER ANTENNA TELEVISION SYSTEM
MAX	MAXIMUM
MECH	MECHANICAL
MH	MANHOLE
MIN	MINIMUM
MT	MOUNT
MTD	MOUNTED
MTG	MOUNTING
NA	NOT APPLICABLE
NEC	NATIONAL ELECTRICAL CODE
NEUT OR N	NEUTRAL
NIC	NOT IN CONTRACT
NS	NO SCALE



Department of  
Veterans Affairs

DETAIL TITLE / ELECTRONIC SAFETY AND SECURITY ABBREVIATIONS

SCALE :NONE

DATE ISSUED: DECEMBER 2008

CAD DETAIL NO.: SD280511-03.DWG

# ELECTRONIC SAFETY AND SECURITY ABBREVIATIONS

NTS	NOT TO SCALE
OC	ON CENTER
OD	OUTSIDE DIAMETER
P	POLE
PA	PUBLIC ADDRESS
PB	PANELBOARD, PULL BOX, OR PUSHBUTTON
PBPU	PREFABRICATED BEDSIDE PATIENT UNIT
PED	PEDESTAL
PEND	PENDANT
PF	POWER FACTOR
PH	PHASE
PNL	PANEL
PVC	POLYVINYL CHLORIDE (PLASTIC)
PWR	POWER
RCP	REFLECTED CEILING PLAN
REC	RECESSED
RECPT	RECEPTACLE
RGS	RIGID GALVANIZED STEEL
RM	ROOM
REQD	REQUIRED
SF	SQUARE FOOT (FEET)
SHT	SHEET
SI	INTERNATIONAL SYSTEM OF UNITS
SPEC	SPECIFICATION
SURF	SURFACE
SW	SWITCH
TEL	TELEPHONE
TP	TWISTED PAIR
TPS	TWISTED PAIR SHIELDED
TTB	TELEPHONE TERMINAL BOARD
TV	TELEVISION
TYP	TYPICAL
UFD	UNDERFLOOR DUCT
UGND	UNDERGROUND
UL	UNDERWRITERS LABORATORY
UON	UNLESS OTHERWISE NOTED



Department of  
Veterans Affairs

DETAIL TITLE / ELECTRONIC SAFETY AND SECURITY ABBREVIATIONS

SCALE :NONE

DATE ISSUED: DECEMBER 2008

CAD DETAIL NO.: SD280511-04.DWG

# ELECTRONIC SAFETY AND SECURITY ABBREVIATIONS

UPS	UNINTERRUPTIBLE POWER SUPPLY
UTIL	UTILITY
V	VOLT
WP	WEATHERPROOF



Department of  
Veterans Affairs

DETAIL TITLE / ELECTRONIC SAFETY AND SECURITY ABBREVIATIONS

SCALE :NONE

DATE ISSUED: DECEMBER 2008

CAD DETAIL NO.: SD280511-05.DWG

# ELECTRONIC SAFETY AND SECURITY SYMBOLS



AUDIO DEVICE; LETTER INDICATES AS FOLLOWS:

M=MOUNT

C-CEILING      D-DESK      F-FLUSH      H-HIDDEN      M-MULLION  
 P-PEDESTAL    R-RACK      S-SURFACE    W-WALL

T=TECHNOLOGY/TYPE

B-BELL      C-CHIME      H-HORN      K-KLAXON  
 L-LISTEN-IN    M-MICROPHONE    S-SOUNDER    S-SPEAKER    Z-BUZZER



BI-STATIC BEAM SENSOR; LETTER INDICATES AS FOLLOWS:

M=MOUNT

C-CEILING      D-DESK      F-FLUSH      H-HIDDEN      M-MULLION  
 P-PEDESTAL    R-RACK      S-SURFACE    W-WALL

T=TECHNOLOGY/TYPE

I-INFRARED      M-MICROWAVE  
F=FUNCTION  
 RX-RECEIVE      TX-TRANSMIT



BIOMETRICS ACCESS CONTROL DEVICE; LETTER INDICATES AS FOLLOWS:

M=MOUNT

C-CEILING      D-DESK      F-FLUSH      H-HIDDEN      M-MULLION  
 P-PEDESTAL    R-RACK      S-SURFACE    W-WALL

T=TECHNOLOGY/TYPE

F-FINGER PRINT      H-HAND GEOMETRY      I-EYE IRIS  
 R-EYE RETINA      V-VOICE



CARD ACCESS READER; LETTER INDICATES AS FOLLOWS:

M=MOUNT

C-CEILING      D-DESK      F-FLUSH      H-HIDDEN      M-MULLION  
 P-PEDESTAL    R-RACK      S-SURFACE    W-WALL

T=TECHNOLOGY/TYPE

B-BARCODE      F-ELEVATOR FLOOR CALL      H-ELEVATOR HALL CALL  
 M-MAG STRIP      P-PROXIMITY      S-SMART CARD  
 T-TOKEN



CARD READER WITH KEYPAD; LETTER INDICATES AS FOLLOWS:

M=MOUNT

C-CEILING      D-DESK      F-FLUSH      H-HIDDEN      M-MULLION  
 P-PEDESTAL    R-RACK      S-SURFACE    W-WALL



Department of  
Veterans Affairs

DETAIL TITLE / ELECTRONIC SAFETY AND SECURITY SYMBOLS

SCALE :NONE

DATE ISSUED: DECEMBER 2008

CAD DETAIL NO.: SD280511-06.DWG

# ELECTRONIC SAFETY AND SECURITY SYMBOLS



CARD READER WITH TIME AND ATTENDANCE; LETTER INDICATES AS FOLLOWS:

M=MOUNT

C-CEILING      D-DESK      F-FLUSH      H-HIDDEN      M-MULLION  
 P-PEDESTAL    R-RACK      S-SURFACE    W-WALL



CENTRAL PROCESSING UNIT



CONTROL PANEL; LETTER INDICATES AS FOLLOWS:

M=MOUNT

C-CEILING      D-DESK      F-FLUSH      H-HIDDEN      M-MULLION  
 P-PEDESTAL    R-RACK      S-SURFACE    W-WALL

T=TECHNOLOGY/TYPE

B-BURGLAR      D-DOOR      F-FIRE      P-PERIMETER



ELECTRONIC LOCK; LETTER INDICATES AS FOLLOWS:

M=MOUNT

C-CEILING      D-DESK      F-FLUSH      H-HIDDEN      M-MULLION  
 P-PEDESTAL    R-RACK      S-SURFACE    W-WALL

T=TECHNOLOGY/TYPE

D-DEADBOLT    H-HYBRID    L-LATCH SET    M-MAGNETIC    S-STRIKE



EXIT DEVICE; LETTER INDICATES AS FOLLOWS:

T=TECHNOLOGY/TYPE

D-DELAYED EGRESS    E-ELECTRIFIED    M-MECHANICAL    X-HIGH SECURITY



FIBER OPTIC MODULE; LETTER INDICATES AS FOLLOWS:

M=MOUNT

C-CEILING      D-DESK      F-FLUSH      H-HIDDEN      M-MULLION  
 P-PEDESTAL    R-RACK      S-SURFACE    W-WALL

T=TECHNOLOGY/TYPE

R-RECEIVER      T-TRANSCEIVER    TX-TRANSMITTER



FIELD PANEL; LETTER INDICATES AS FOLLOWS:

M=MOUNT

C-CEILING      D-DESK      F-FLUSH      H-HIDDEN      M-MULLION  
 P-PEDESTAL    R-RACK      S-SURFACE    W-WALL

T=TECHNOLOGY/TYPE

A-ALARM      C-CARD READER



Department of  
Veterans Affairs

DETAIL TITLE / ELECTRONIC SAFETY AND SECURITY SYMBOLS

SCALE :NONE

DATE ISSUED: DECEMBER 2008

CAD DETAIL NO.: SD280511-07.DWG

# ELECTRONIC SAFETY AND SECURITY SYMBOLS



GLASS BREAKAGE SENSOR; LETTER INDICATES AS FOLLOWS:

M= MOUNT

C-CEILING      D-DESK      F-FLUSH      H-HIDDEN      M-MULLION  
 P-PEDESTAL    R-RACK      S-SURFACE    W-WALL

T= TECHNOLOGY/TYPE

A-AUDIO                  S-SHOCK



INTERCOM; LETTER INDICATES AS FOLLOWS:

M= MOUNT

C-CEILING      D-DESK      F-FLUSH      H-HIDDEN      M-MULLION  
 P-PEDESTAL    R-RACK      S-SURFACE    W-WALL

T= TECHNOLOGY/TYPE

M-MASTER              S-SUBSTATION



KEYBOARD



KEYPAD DEVICE; LETTER INDICATES AS FOLLOWS:

M= MOUNT

C-CEILING      D-DESK      F-FLUSH      H-HIDDEN      M-MULLION  
 P-PEDESTAL    R-RACK      S-SURFACE    W-WALL



MONITOR; LETTER INDICATES AS FOLLOWS:

M= MOUNT

C-CEILING      D-DESK      F-FLUSH      H-HIDDEN      M-MULLION  
 P-PEDESTAL    R-RACK      S-SURFACE    W-WALL

T= TECHNOLOGY/TYPE

D-DATA                  G-GRAPHIC              M-MULTISCREEN              V-VIDEO



MOTION DETECTOR; LETTER INDICATES AS FOLLOWS:

M= MOUNT

C-CEILING      D-DESK      F-FLUSH      H-HIDDEN      M-MULLION  
 P-PEDESTAL    R-RACK      S-SURFACE    W-WALL

T= TECHNOLOGY/TYPE

D-DUAL TECHNOLOGY    IR-INFRARED    M-MICROWAVE    U-ULTRASONIC  
 X-REQUEST-FOR-EXIT



Department of  
Veterans Affairs

DETAIL TITLE / ELECTRONIC SAFETY AND SECURITY SYMBOLS

SCALE :NONE

DATE ISSUED: DECEMBER 2008

CAD DETAIL NO.: SD280511-08.DWG



# ELECTRONIC SAFETY AND SECURITY SYMBOLS



PUSH BUTTON; LETTER INDICATES AS FOLLOWS:

M=MOUNT

C-CEILING      D-DESK      F-FLUSH      H-HIDDEN      M-MULLION  
 P-PEDESTAL    R-RACK      S-SURFACE    W-WALL

T=TECHNOLOGY/TYPE

B-BELL PUSH      D-DURESS      P-PANIC      R-DOOR RELEASE  
 X-REQUEST-FOR-EXIT



RECORDER; LETTER INDICATES AS FOLLOWS:

M=MOUNT

C-CEILING      D-DESK      F-FLUSH      H-HIDDEN      M-MULLION  
 P-PEDESTAL    R-RACK      S-SURFACE    W-WALL

T=TECHNOLOGY/TYPE

A-AUDIO      D-DIGITAL      V-VIDEO



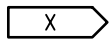
SECURITY ACCESS, ANNUNCIATOR PANEL



SECURITY ACCESS, BUZZER. MTD 1'-6" [457mm] AFF UNLESS OTHERWISE NOTED



SECURITY ACCESS, CONTROL UNIT WITH CLOSED CIRCUIT TELEVISION CAMERA



SECURITY ACCESS, GENERIC "X" INDICATES THE TYPE, PROVIDE SCHEDULE OR LEGEND



SECURITY ACCESS, HORN OR SIREN



SECURITY ACCESS, OUTDOOR MICROWAVE TRANSMISSION UNIT



SECURITY ACCESS, PANIC ALARM

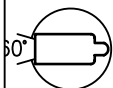


SECURITY ACCESS, VIDEO CAMERA WITH LENS

M = MOTION DETECTOR

PZ = MOTION DETECTOR WITH PAN AND ZOOM

PTZ= MOTION DETECTOR WITH PAN, TILT, AND ZOOM



SECURITY ACCESS, PANNING CAMERA TRAVERSE ANGLE



SECURITY ACCESS, VIDEO CAMERA WITH LENS, ANGLE OF VIEW



SECURITY ACCESS, VOLUMETRIC SENSOR



Department of  
Veterans Affairs

DETAIL TITLE / ELECTRONIC SAFETY AND SECURITY SYMBOLS

SCALE :NONE

DATE ISSUED: DECEMBER 2008

CAD DETAIL NO.: SD280511-09.DWG

# ELECTRONIC SAFETY AND SECURITY SYMBOLS



SECURITY SCREEN WITH ALARM; LETTER INDICATES AS FOLLOWS:  
T=TECHNOLOGY/TYPE  
B-BLIND                      S-SHADE



SECURITY WINDOW SCREEN; LETTER INDICATES AS FOLLOWS:  
T=TECHNOLOGY/TYPE  
B-BLIND



VIDEO CONTROL KEYBOARD



VIDEO MOTION DETECTOR



SECURITY ACCESS, SENSOR, BURIED VEHICULAR



SECURITY ACCESS, SWITCH, BALANCED MAGNETIC CONTROL



SECURITY ACCESS, TELEPHONE HANDSET



CODE ONE CONTROL AND ALARM STATION. MTD 5'-0" [1524mm] AFF UNLESS OTHERWISE NOTED.



CODE ONE TERMINAL CABINET.



CODE ONE ANNUNCIATOR PANEL.



CODE ONE BEDSIDE STATION.



CODE ONE DUTY STATION, MTD 5'-0" [1524mm] AFF UNLESS OTHERWISE NOTED.



ALARM, CHECK VALVE



ALARM, FIRE, COMMUNICATOR



ALARM, FIRE, PANEL; LETTERS INDICATE AS FOLLOWS:  
FACC = CENTRAL CONSOLE                      FACP = CONTROL PANEL  
MFACP= MASTER CONTROL PANEL      FAAP = ANNUNCIATOR PANEL



ALARM, FIRE; LETTERS INDICATE AS FOLLOWS:  
BATT = BATTERIES                      CHR = CHARGER                      FAR = RECORDER



ALARM, FIRE, VALVE SUPERVISORY SWITCH.



Department of  
Veterans Affairs






















DETAIL TITLE / ELECTRONIC SAFETY AND SECURITY SYMBOLS

SCALE :NONE

DATE ISSUED: DECEMBER 2008

CAD DETAIL NO.: SD280511-10.DWG

## ELECTRONIC SAFETY AND SECURITY SYMBOLS

	ALARM, FIRE, TERMINAL CABINET.
	ALARM, FIRE, POST INDICATOR VALVE.
	ALARM, TRANSPONDER OR TRANSMITTER
	ALARM, FIRE, MANUAL PULL STATION
	ALARM, GONG
	ALARM, HORN/LIGHT, ONE ASSEMBLY
	ALARM, HORN/LIGHT, ONE ASSEMBLY WITH CHIME
	ALARM, HORN/LIGHT, SEPARATE ASSEMBLY
	ALARM, LAMP LIGHT, SIGNAL LIGHT, STROBE
	ALARM, MANUAL CONTROL
	ALARM, MINI HORN
	ALARM, SPRINKLER SYSTEM WATER FLOW BELL
	ALARM, VOICE COMMUNICATION PANEL
	ALARM, TAMPER SWITCH
	DETECTION, GAS
	DETECTION, SMOKE CONTROL AND PRESSURE PANEL
	DETECTION SWITCH, ABORT
	DETECTION SWITCH, VALVE TAMPER
	DETECTOR, FLAME FLICKER
	DETECTOR, FLOW SWITCH
	DETECTOR, HEAT



Department of  
Veterans Affairs

DETAIL TITLE / ELECTRONIC SAFETY AND SECURITY SYMBOLS

SCALE :NONE

DATE ISSUED: DECEMBER 2008

CAD DETAIL NO.: SD280511-11.DWG

# ELECTRONIC SAFETY AND SECURITY SYMBOLS

R/T



DETECTOR, HEAT; LETTER INDICATES AS FOLLOWS:

R/T = COMBINATION

F = FIXED TEMPERATURE RISE

R/C = RATE COMPENSATION

R = RATE OF



DETECTOR; LETTER INDICATES AS FOLLOWS:

BLANK = SMOKE DETECTOR

H = HEAT SMOKE

I = IONIZATION SMOKE

P = PHOTOELECTRIC SMOKE

IH = IONIZATION AND HEAT SMOKE

IP = IONIZATION AND PHOTOELECTRIC SMOKE

PH = PHOTOELECTRIC AND HEAT SMOKE

IPH = IONIZATION, PHOTOELECTRIC, AND HEAT



DETECTOR, SMOKE, FOR DUCT



DETECTOR, SWITCH LEVEL



FIRE ALARM STATION, MANUAL PULL

—FA—

FIRE ALARM LINE = FA



ELECTROMAGNETIC TYPE DOOR HOLDER OUTLET



CITY FIRE ALARM MASTER STATION MTD 5'-6" [1676mm] AFF UNLESS NOTED.



2-4-6

FIRE ALARM TRANSMITTER (BASE LOOP) NUMERALS DENOTE CODE.



2-4-6

FIRE ALARM TROUBLE TRANSMITTER (BASE LOOP) NUMERALS DENOTE CODE.



Department of  
Veterans Affairs

DETAIL TITLE / ELECTRONIC SAFETY AND SECURITY SYMBOLS

SCALE :NONE

DATE ISSUED: DECEMBER 2008

CAD DETAIL NO.: SD280511-12.DWG